



# PINTI

PROFESSIONAL PAINT & TOOLS  
MADE IN ITALY



POWDER RESIN



POWDER RESIN

MADE IN ITALY





100




101




102



103




104



105

## NATURAL *Feeling*

A high performance single-component finish for covering floors, walls and furnishings in your home. Its special formulation allows for different types of finishes with great aesthetic and contemporary design impact



106



107



108



109



110





111

## for INTERIOR & exterior

The fast easy application of Powder resin means obtaining extraordinary results even on large surfaces, creating aesthetic finishes tailored to the style of your home. Powder-resin is a hyper-resistant and easily washable finish, applicable also on exterior surfaces because of its hold which far exceeds the usual tiles.






112



113



114

## the *Best* ...FOR ALL SURFACES

Monolithic, cloudy, scratched, spatula, glossy and many other effects, Powder-resin covers any surface with elegance and modernity.

Available in 2 particle sizes to be able to choose the texture that best reflects the style of your home.





115

# S U P R E M E *Elegance*



116



117



118



119



120



121



122



123



124



125



126

## *Ecological* RESPECT THE ENVIRONMENT

Powder-resin respects the environment because it is composed of mineral-based quartz extracted from selected quarries, cement and special water-based additives.

Powder-resin formulation exploits the ultimate “nanotechnology” research.

It does not contain Hexavalent Chromium, dangerous for health, or Volatile Organic Compounds.



# APPLICATION



**TOOLS:**  
Inox Spatula

**Water for mixing:** add 32% - 38% of water

**Pot life:** 90 minutes

**Consumption for 2 coats:** 1,5 kg/sqm fine grain

2 kg/sqm coarse grain

*Finishing applied with 2 or more coats, looking for the required effect and choosing between the 2 available granulometries. It's possible to apply the product with inox spatula/float or plastic spatula/float, 2 or more coats, 1 mm. of thickness per coat.*

*Between the 2 coats, when the product is completely dry, sand, if necessary, in order to obtain a uniform surface. Then apply other coats in the same way. When the work 's finished, crystallize the surface with transparent polyurethane, matt, satin or shining.*

*The colors represented in the brochure are reproduced with lithographic technique (four-color) and are to be considered indicative and not binding, therefore we do not accept complaints about this.*

*Given the mineral nature of the product and the painting mode with toner, we recommend using a single supply for the areas to be decorated, as slight color variations are technically possible.*

*To get a perfect and correct installation of the products is necessary to consult technical data sheets. PINTI disclaims any liability for improper use of the products.*



YouTube





POWDER RESIN

